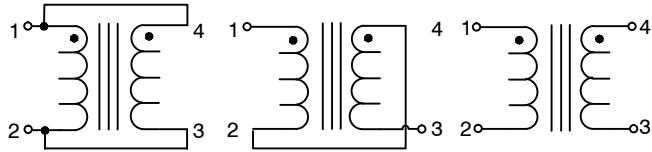


The information contained in this drawing is the sole property of CWS Coil Winding Specialist.  
Any reproduction in part or whole without written permission of CWS Coil Winding Specialist is prohibited.



PARALLEL                      SERIES                      TRANSFORMER

- 6 AND REVISION WHERE SHOWN IF APPLICABLE MARK PART NUMBER
- 5 REMOVE INSULATION AND TIN LEADS
- 4 WIND ON TO CORE AND EVENLY SPACED CONSTRUCTION:

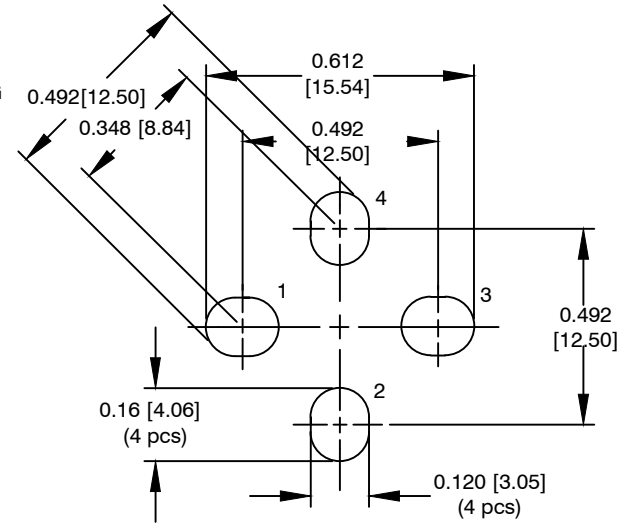
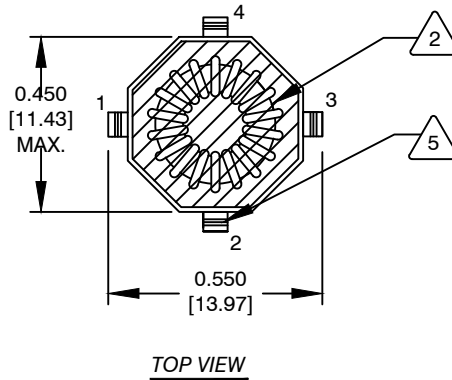
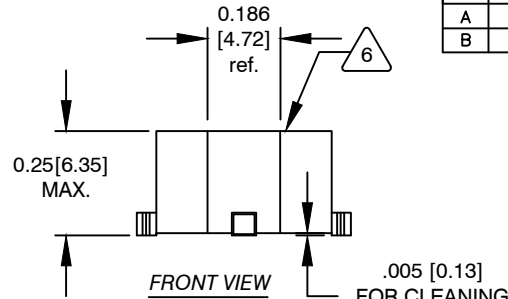
TO INSURE INTERGRITY OF WINDING SEPARATION  
HI-POT TEST FOR WINDING TO WINDING = 300 VDC MIN.  
MAX DCR IS ± 15% OF TYPICAL VALUE.  
SERIES DCR= 0.0158 OHMS TYP @ 20 °C  
SERIES RMS CURRENT = 5.28 AMPS.  
PARALLEL: (1,4 - 3,2), SERIES: (1 - 3) TIE (2 - 4).  
@ 100 KHZ, 0.250 VRMS, 0.0 ADC,  
SERIES OPEN CIRCUIT INDUCTANCE = 2.98 uH ± 25 %,

MAX DCR IS ± 15% OF TYPICAL VALUE  
PARALLEL DCR= 0.004 OHMS TYP @ 20 °C,  
DELTA TEMP 40 °C, AMBIENT TEMP 85 °C.  
PARALLEL RMS CURRENT = 10.6 AMPS @  
PARALLEL (1,4 - 3,2), SERIES (1 - 3) TIE (2 - 4).  
@ 100 KHZ, 0.250 VRMS, 0.0 ADC,  
PARALLEL OPEN CIRCUIT INDUCTANCE = 0.744 uH ± 25 %,  
PARALLEL RATED INDUCTANCE = 0.68 uH

- 3 SPECIFICATIONS:

WIRE: UL RECOGNIZED 130°C RATING MAGNET WIRE  
CWS BYTEMARK OR OTHER APPROVED PART  
CORE: TOROID

BOBBIN RATING CLASS B (130°C) REQUIRED  
1 MATERIAL: UL RECOGNIZED 94V-0 FOR FLAMMABILITY  
NOTES: UNLESS OTHERWISE SPECIFIED.



MOUNTING HOLES PATTERN

REVISION HISTORY						
REV	ECN	DESCRIPTION	SIGN & DATE			
			BY	DATE	CHK	DATE
A		PRODUCTION RELEASE	RPR	4/26/05	JLAU	4/26/05
B		FOOTPRINT AND NOTE UPDATE	RJL	4/30/11	JLAU	4/30/11

QTY	CODE IDENT	MFG. P/N	DESCRIPTION	ITEM NO.
<b>PARTS LIST</b>				
AUTOCAD		X		
SOLIDWORKS				
DRAWN	RPR	4/26/05	sales@coilws.com www.coilws.com	Coil Winding Specialist, Inc. 353 W. Grove Avenue Orange, CA 92865
CHECKED	JLAU	4/26/05		
ENGR.	KSUM	4/26/05	Parallel Series Inductor	
APPR.	JLAU	04/28/11		
TITLE:			SIZE	DWG. NO.
			B	CX0.68-4-HF
			SCALE	NOT_TO_SCALE
			REV B	
			SHEET 1 OF 1	

UNLESS OTHERWISE SPECIFIED  
DIMENSIONING AND TOLERANCE PER ANSI Y14.5M  
ALL DIMENSIONS ARE IN INCHES AND [MILLIMETERS].  
TOLERANCE INCHES:  
.XXX=±.010 .XX=±.015 <math>\angle=±0°30'</math>  
TOLERANCE METRICS:  
.XXX=±.254 .XX=±.38 <math>\angle=±0°30'</math>  
ANGLE PROJECTION   
DO NOT SCALE DRAWING